

EZY POP UP COUNTER

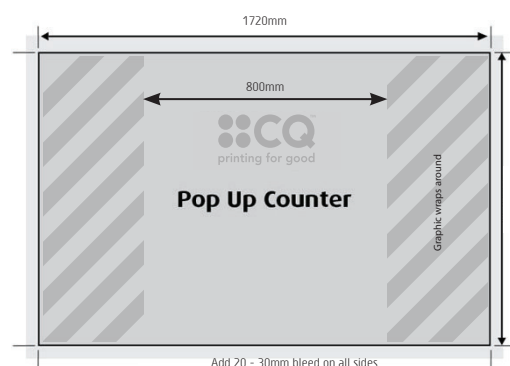
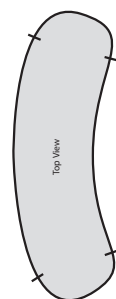


- **STURDY**
- **LIGHTWEIGHT**
- **EASY ASSEMBLY**

The diagrams below will help you set up your counter correctly.

Ezy Pop Up Counters are a very cost effective portable counter solution that are ideal for trade show events, exhibitions and product promotions.

The counter is very sturdy yet packs away quickly and easily into two carry cases making it easy to transport.



Assembled Dimensions

Height 940mm • Width: 800mm • Depth: 400mm

Shipping Dimensions

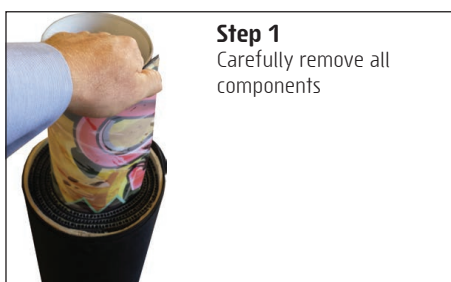
Tube Bag: 200mm x 940mm, Weight: 4.5kg • Panel Bag: 800mm x 400mm x 60mm, Weight: 7.5kg

Ezy Pop Up Counter Assembly Instructions



Contents

- x1 Base
- x1 Top
- x1 Flexi Wrap
- x1 Graphic Wrap



Step 1

Carefully remove all components



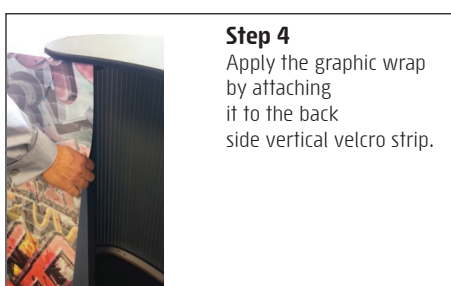
Step 2

Attach the flexi wrap to the counter base as shown. Components held by velcro.



Step 3

Support counter top in place and continue to wrap counter face to top and bottom.



Step 4

Apply the graphic wrap by attaching it to the back side vertical velcro strip.



Step 5

Finish securing wrap with velcro strip.