

# KATZ OUTDOOR DISPLAY BOARD



## KATZ Outdoor Display Board

Water Resistant Double-Sided Board (2mm thick)

Katz Outdoor Display Board is the environmentally friendly alternative to products like corflute.

The board is made of a spruce wood pulp core and is laminated with poster paper. The materials used to make it water repellent are commonly used in the paper and print industries, meaning the board can be recycled with other paper waste.

## Product Overview

KATZ Outdoor Display Board is a water resistant wood pulp double-sided board with water repellent properties.

The product can be used for outdoor conditions over several weeks, without significant visual change of the print image. The product can be used for outdoor conditions over several weeks, without significant visual change of the print image.

However, moisture can cause paper typical deforming and loss of stiffness of the KATZ Outdoor Display Board. Therefore we recommend an outdoor use of maximum 12 weeks.


KATZ Display Boards marries a wood pulp core with a high-quality paper lining, to provide a **totally organic, chemical-free** alternative to traditional screen board & plastics like extruded PP, PVC & paper lined styrene boards. It has excellent, consistent 'stay flat' properties, a superior cut-edge & outstanding print surface, making it perfect for even the most demanding images & creative applications. KATZ Display Board Outdoor is fully biodegradable & easily recyclable, making it the truly responsible & sustainable alternative for your next project.

## Key Features

- Double-sided board
- Wood pulp core
- Water resistant / repellent properties
- **12-week outdoor usage**
- 'Stay flat' surfaces
- Consistent high quality prints
- Environmentally sound, fully recyclable
- Printed with our environmentally friendly UV inks

## Applications

- Promotional campaigns
- Point of Sale displays
- Posters
- Retail & commercial signage.



# DISPLAY RECOMMENDATIONS

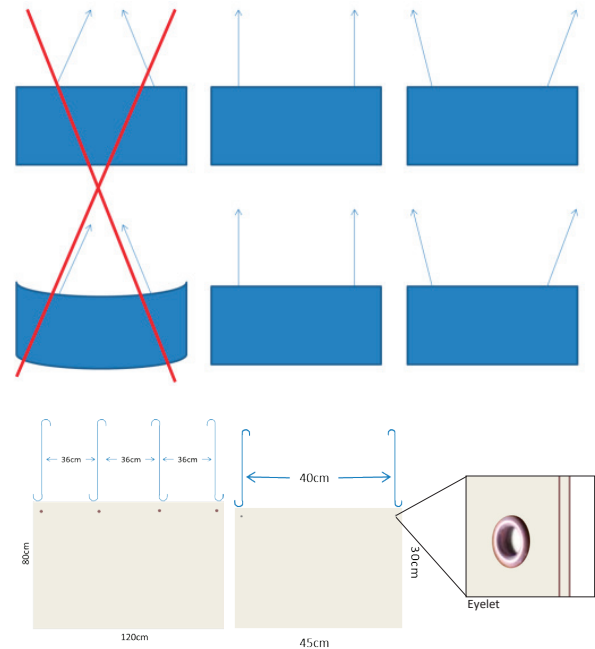
## Free Hanging

We recommend that no matter what system is used to hang KATZ DISPLAY BOARD outdoor (wire hooks, cable ties, string, chain etc.) the system should hang perpendicular to or directly from above. This option induces no tension to KATZ DISPLAY BOARD outdoor.

If it is not possible to hang perpendicular then the hanging system should hang at a slight outward angle. The hanging system should never be slanted inwards, as this will cause the board to curl or bow.

### Please consider the size of the sign:


We recommend that the holes or clamps for holding up the sign should not be more than 40cm apart. This means that larger signs should have more hanging units. When punching holes, they should be between 10mm and 50mm from the upper and side edges of the sign depending on the size of the sign. Best results are achieved when using eyelets in the holes.



## Hanging on Fences

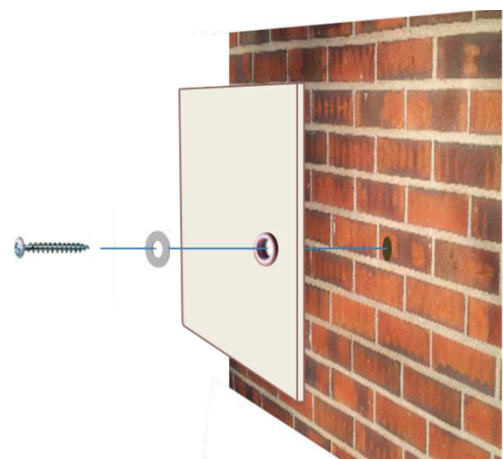
No matter how KATZ DISPLAY BOARD outdoor is hung on the fence (wire, string, cable ties, etc.) be sure that there is a bit of slack in the binding material.

Bind KATZ DISPLAY BOARD outdoor on all sides at several points. We would suggest with approximately 20cm between each bind. We recommend using eyelets to support the punched holes.



## Hanging on Walls

KATZ DISPLAY BOARD outdoor can be hung directly onto walls. The holes with eyelets should be larger than the screws so that the board has room to move. Use a washer between the head of the screw and the board.



For full hanging details head to [www.pos-boards.de/en](http://www.pos-boards.de/en)