


FLAGS + CARE SHEET



We have a full range of flags from 1.9 metres high to 4.3 metres.

Most of CQ's flags are available with single or double sided graphics & with a full range of bases; see below for more info.

If you need more help please call us on (03) 963 8899 or email info@cq.co.nz

AVAILABLE MODELS

MOST POPULAR



Teardrop

Heights Available

Small - 2.5m | Medium 3.3m | Large 4.3m



Windblade

Heights Available

Small - 2.2m | Medium 3.3m | Large 4.3m

OTHER MODELS



Banner

Heights Available

Small - 3.3m | Large 4.3m



Economy Stock Flags (single sided only)

Height Available

2.48m


BASE OPTIONS



Cross Foot



Ground Spike



Wheel Stand



Flat Plate



Water Bladder
(Shown with Cross Foot)



Angled Wall Mount



180 Degree Wall Mount



Tent/Post 60 degree



Fillable Base
(Budget flag only)



Water base with handle and wheels

CARING FOR YOUR FLAG

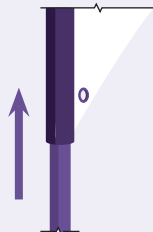
IMPORTANT: PLEASE READ

Assembly Instructions:



1. ASSEMBLE POLES

These should all slot one end into the other.



2. INSERT POLE INTO FLAG

Making sure the poles go right through to the end of the flag material.



3. THREAD CORD

Thread the supplied cord through the bottom eyelet and tie as per diagram



4. HOOK CORD TO CLIP

Hook the cord to the base of the flag pole, making sure you keep good tension. Check the pole runs through to the end of the flag

What reduces the life of your flag?



WIND

Flags exposed to regular windy conditions will deteriorate faster.



UV EXPOSURE

The sun's UV rays cause the inks to fade. The colours fade at different rates so they won't necessarily fade in a uniform fashion.



OBSTRUCTION

If your flag is impeded from flying freely then it will be subjected to extra stress and may get damaged.

Other care instructions:

The life expectancy for your flag is 6 to 18 months. Flags near the ocean will deteriorate faster, but with care can last even longer.

WASHING INSTRUCTIONS

- Cold wash in mild detergent.
- Do not bleach.
- Do not soak.
- Hang up immediately.
- Do not tumble dry.
- Do not dry clean.

EXTEND THE LIFE OF YOUR FLAG

- Ensure it flies free of obstructions.
- Bring it in at night, or when not needed.
- **Bring it in during bad weather.**
- Check the cord is attached with good tension

